



















# PUZZLE MADNESS

Daily Medium Factor Line Sudoku Puzzle for Sunday 18th January 2026

7	1	2			8	3		
							7	
					5			
				7				
4						5	6	
		1	6	8	3			
	2			3				
								
6			9	5			8	