














PUZZLE MADNESS

Daily Medium Lockout Line Sudoku Puzzle for Tuesday 17th June 2008

	9		1		2		1		6
		6					5	2	
3	8	2	9	1					
	1			6			8	3	
			3						
7	4	3	5		6	8			
6		8							
			7	