



























PUZZLE MADNESS

Daily Medium Lockout Line Sudoku Puzzle for Saturday 7th November 2020

 5		1		9	
6		7	4	2	
			7	4	3
4		9	6		
			1		7
		3	5		8
				7	3
		7	8	5	9