



















PUZZLE MADNESS

Daily Medium Lockout Line Sudoku Puzzle for Friday 21st May 2021

	3		4					1
		5	2			4		8
				7	6	5	3	
	2							5
							9	3
			8			1		7
1	4	9			8			
			6					
	7	2	1			3		