
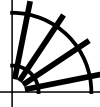
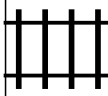
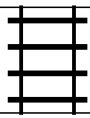
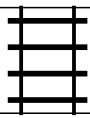
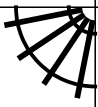





PUZZLE MADNESS

Daily Medium Train Tracks Puzzle for Saturday 13th February 2010

2	7	6	6	3	3	2	5	5	7
									5
									5
									6
									7
									5
									4
									3
									1
									2
									8