
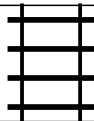





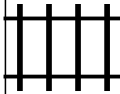
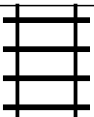




PUZZLE MADNESS

Daily Medium Train Tracks Puzzle for Saturday 27th February 2010

5 5 6 3 1 2 4 5 7

| | | | | | | | | | |
|-------------------------------------------------------------------------------------|--|-------------------------------------------------------------------------------------|--|--|-------------------------------------------------------------------------------------|--------------------------------------------------------------------------------------|---------------------------------------------------------------------------------------|---------------------------------------------------------------------------------------|---|
| | | | | | | | | | 2 |
| | | | | | | | |  | 7 |
|  | | | | |  | | |  | 7 |
| | |  | | | | | | | 5 |
| | | | | | | |  | | 3 |
| | | | | | |  | | | 5 |
| | | | | | | | | | 3 |
| | | | | | | |  | | 5 |
| | |  | | | | | | | 1 |