

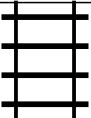
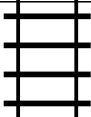

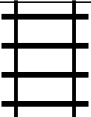
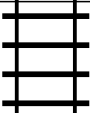




PUZZLE MADNESS

Daily Medium Train Tracks Puzzle for Saturday 16th June 2012

2	2	5	3	5	6	8	6	4	1	
										4
										2
										4
										5
										7
										7
										7
										5
										1