




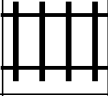







PUZZLE MADNESS

Daily Medium Train Tracks Puzzle for Saturday 20th July 2013

5	9	5	3	8	1	2	7	5	4
									
									
									
									
									
									
									

3
8
6
5
5
5
5
3
5
4