



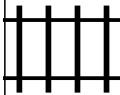


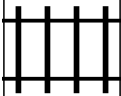
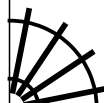




PUZZLE MADNESS

Daily Medium Train Tracks Puzzle for Saturday 20th December 2014

1	5	3	6	5	6	5	5	4	2
									2
									5
									4
									4
									5
									7
									6
									3
									6