
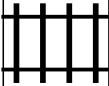




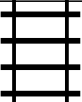




PUZZLE MADNESS

Daily Medium Train Tracks Puzzle for Saturday 22nd March 2014

| | | | | | | | | | |
|---|---|---|---|---|---|--|---|---|---|
| 5 | 4 | 6 | 5 | 4 | 9 | 4 | 2 | 2 | |
| | | | | |  | | | | 2 |
| | | | | | | | | | 3 |
| | | | | | | | | | 5 |
| | | | | | | |  | | 8 |
|  | | | | | | | | | 2 |
| | | | | |  | | | | 5 |
| | |  | | | | | | | 3 |
|  | | | | | | | | | 4 |
| | | | | | | | | | 6 |
| | | | | | |  | | | 3 |