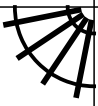

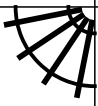
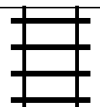
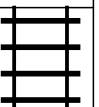

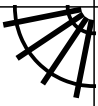
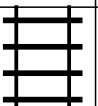




PUZZLE MADNESS

Daily Medium Train Tracks Puzzle for Saturday 21st June 2014

1	4	5	6	8	3	6	4	3	6
									
									
									
									
									
									
									

5
5
7
5
4
4
6
7
2
1