









PUZZLE MADNESS

Daily Medium Train Tracks Puzzle for Saturday 28th June 2014

2 2 5 4 3 4 5 4 7 5

										4
										4
										4
										3
										7
										5
										8
										4
										2