
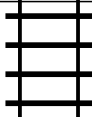









PUZZLE MADNESS

Daily Medium Train Tracks Puzzle for Sunday 22nd November 2015

4 5 4 7 4 5 3 4 4 4

										3
										2
										5
										5
										9
										6
										7
										6
										1