

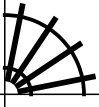









# PUZZLE MADNESS

Daily Medium Train Tracks Puzzle for Saturday 13th June 2015

3	5	4	6	4	7	4	5	2	6	
										1
										4
										7
										5
										3
										7
										5
										8
										4
										2