


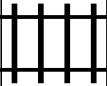







PUZZLE MADNESS

Daily Medium Train Tracks Puzzle for Wednesday 24th June 2015

2	8	7	8	6	3	4	4	2	6	
										2
										5
										6
										7
										4
										7
										7
										6
										3
										3