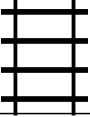


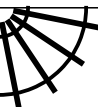
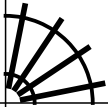
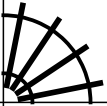
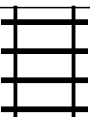




PUZZLE MADNESS

Daily Medium Train Tracks Puzzle for Saturday 30th January 2016

										4
										5
										6
										7
										7
										4
										2
										1
										1