
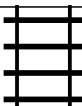







PUZZLE MADNESS

Daily Medium Train Tracks Puzzle for Saturday 26th November 2016

7	4	8	2	1	3	7	7	3	4	
										1
										4
										5
										8
										5
										5
										4
										4
										6
										4