
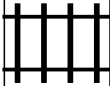











PUZZLE MADNESS

Daily Medium Train Tracks Puzzle for Tuesday 27th December 2016

1	8	7	5	7	6	4	2	3	
									3
									4
									4
									5
									3
									6
									4
									5
									5
									4