

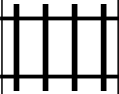

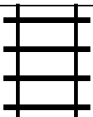




PUZZLE MADNESS

Daily Medium Train Tracks Puzzle for Saturday 20th February 2016

3	5	8	8	4	3	3	2	2	
									2
									4
									3
									3
									7
									7
									4
									5
									3