
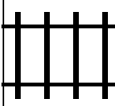

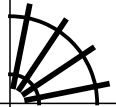






PUZZLE MADNESS

Daily Medium Train Tracks Puzzle for Friday 20th May 2016

| | | | | | | | | | |
|---|---|---|---|---|---|---|---|---|---|
| 2 | 2 | 9 | 5 | 4 | 4 | 5 | 3 | 5 | |
| | | | | | | | | | 4 |
|  | | | | | | | | | 5 |
| | |  | | | | | | | 5 |
| | | | | | | | | | 5 |
| | |  | | | | | | | 3 |
| | | | | | | | | | 3 |
| | | | | |  | | | | 4 |
| | | | | | | | | | 6 |
| | |  | |  | | | | | 4 |