

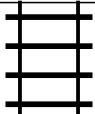
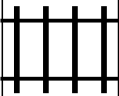







PUZZLE MADNESS

Daily Medium Train Tracks Puzzle for Sunday 22nd January 2017

6	4	3	4	2	5	4	8	5	1	
										5
										5
										7
										5
										4
										2
										3
										5
										6