
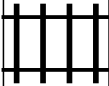









PUZZLE MADNESS

Daily Medium Train Tracks Puzzle for Saturday 20th January 2018

2	5	5	7	7	4	2	3	6	
									3
									7
									5
									4
									5
									4
									6
									2
									3
									2