
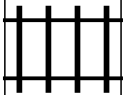

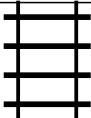
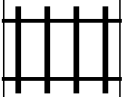

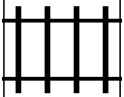




PUZZLE MADNESS

Daily Medium Train Tracks Puzzle for Saturday 24th November 2018

| | | | | | | | | | | |
|---|---|---|--|---|---|---|---|---|---|---|
| 1 | 2 | 5 | 7 | 7 | 6 | 7 | 6 | 1 | 1 | |
| | | |  | | | | | | | 6 |
|  | | | | |  | | | | | 6 |
| | | | | | | | | | | 4 |
| | | | | | |  | | | | 3 |
| | | | | | | | | |  | 6 |
| | | | | | | | | | | 5 |
| | | | | | | | | | | 6 |
| | |  | | | | | | | | 2 |
| | | | | |  | | | | | 5 |