









PUZZLE MADNESS

Daily Medium Train Tracks Puzzle for Saturday 16th June 2018

1	8	5	4	6	3	2	6	3	
									3
									7
									5
									5
									3
									2
									3
									6
									4