

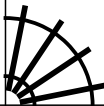
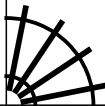

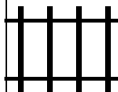




PUZZLE MADNESS

Daily Medium Train Tracks Puzzle for Saturday 23rd November 2019

4	5	6	4	2	5	5	5	5	1	
										3
										3
										3
										2
										6
										6
										6
										6
										7