








PUZZLE MADNESS

Daily Medium Train Tracks Puzzle for Saturday 20th June 2020

4 4 7 7 2 2 3 5 5

									3
									2
									5
									6
									7
									5
									4
									2
									5