




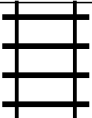

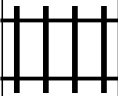
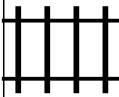




PUZZLE MADNESS

Daily Medium Train Tracks Puzzle for Monday 29th June 2020

5	4	3	7	5	3	2	7	6	1	
										3
										6
										6
										6
										5
										3
										7
										5
										2