
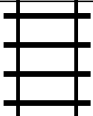








PUZZLE MADNESS

Daily Medium Train Tracks Puzzle for Tuesday 15th June 2021

6	1	4	2	2	8	6	6	2	
									4
									4
									4
									4
									4
									5
									3
									6
									3