









PUZZLE MADNESS

Daily Medium Train Tracks Puzzle for Saturday 22nd January 2022

4	7	3	8	4	4	6	5	1	
									2
									5
									5
									6
									5
									3
									6
									5
									3
									2