


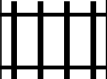







PUZZLE MADNESS

Daily Medium Train Tracks Puzzle for Saturday 12th November 2022

2	3	9	8	4	6	2	4	5	3	
										5
										7
										6
										4
										2
										4
										8
										4
										2
										4