


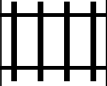
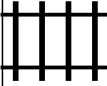
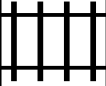





PUZZLE MADNESS

Daily Medium Train Tracks Puzzle for Saturday 10th December 2022

1	2	8	7	5	3	9	7	3	1	
										5
										5
										4
										3
										4
										5
										4
										4
										8
										4