



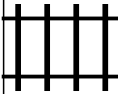
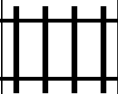




PUZZLE MADNESS

Daily Medium Train Tracks Puzzle for Saturday 12th February 2022

4	2	1	4	7	6	6	4	4	
									6
									3
									6
									5
									5
									2
									3
									3
									5