

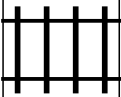


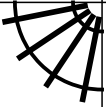





# PUZZLE MADNESS

Daily Medium Train Tracks Puzzle for Sunday 20th February 2022

6	7	6	3	3	4	5	2	3	3	
										5
										6
										6
										2
										3
										8
										7
										4
										1