




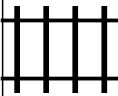





PUZZLE MADNESS

Daily Medium Train Tracks Puzzle for Saturday 28th May 2022

4	3	5	4	4	5	6	6	3	
									4
									6
									5
									5
									5
									3
									5
									6
									1