


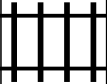








PUZZLE MADNESS

Daily Medium Train Tracks Puzzle for Sunday 12th June 2022

										6
										8
										6
										3
										4
										6
										4
										4
										3
										3