

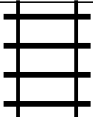







PUZZLE MADNESS

Daily Medium Train Tracks Puzzle for Tuesday 14th June 2022

2	5	8	1	4	5	6	4	2	
									1
									1
									4
									5
									6
									6
									6
									5
									3