











PUZZLE MADNESS

Daily Medium Train Tracks Puzzle for Sunday 19th June 2022

3	8	4	3	3	2	7	7	4	
									5
									3
									2
									5
									6
									6
									4
									4
									4
									2