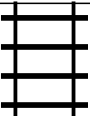

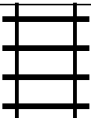

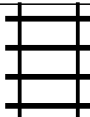
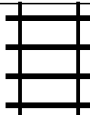





PUZZLE MADNESS

Daily Medium Train Tracks Puzzle for Wednesday 8th June 2022

5	2	3	2	4	5	5	7	5	
									2
									6
									6
									6
									5
									6
									2
									3
									2