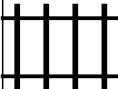






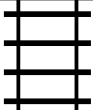




PUZZLE MADNESS

Daily Medium Train Tracks Puzzle for Sunday 16th June 2024

1	6	5	4	4	4	5	8	2	2	
										2
										6
										3
										4
										7
										5
										5
										4
										5